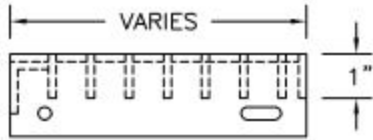


ALUMINUM ALTERNATING TREAD STAIR TO HATCH

(A) 19-SGI-4 BAR GRATING TREAD
(GROOVED NOSING)

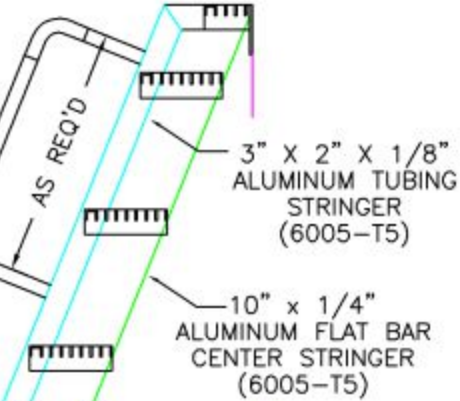


TREAD WELDED AND BOLTED TO STRINGER WITH 3/8" HEX HEAD BOLTS

ONLY RIGHT SIDE TREADS SHOWN

FULL TREAD ON LEFT SIDE

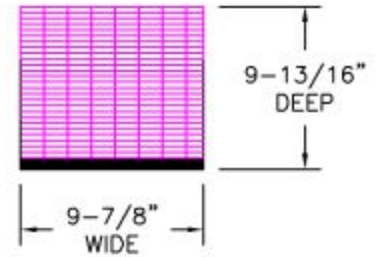
1-1/4" SCH 40 ALUMINUM PIPE HANDRAIL (6005-T5) BOTH SIDES



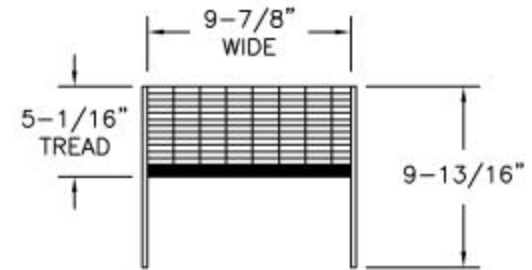
6" x 1/4" ALUM MOUNTING PLATE TYP TOP/BOTTOM

68° STANDARD
56° AVAILABLE

RISER HEIGHT
(8" MIN -
9-1/2" MAX)



TREAD PLAN VIEW
(TREADS ARE 11" DEEP FOR 56° AT)



HALF TREAD PLAN
(TOP RIGHT SIDE)

NOTE:
ALL BOLTS/FASTENERS
NECESSARY TO ANCHOR
LADDER ARE BY OTHERS.

OSHA 1910.25

FACTORY FINISH
ALUMINUM-MILL FINISH

AT-1

Precision Ladders, LLC
P.O. BOX 2279 Morristown, TN 37816-2279
Ph: (423) 586-2265 Fax: (423) 586-2091
www.PrecisionLadders.com

WORK ORDER: ()	DWG. CHECK	ARCH'T OR ENG'R	PROJECT		PRECISION REP
	BUILT BY:	PURCHASE ORDER	DATE	PURCHASER	SERIAL#
	CHECKED BY:	DRAWN BY: DNH	DATE 4/4/17	MODEL# AT-	QTY.