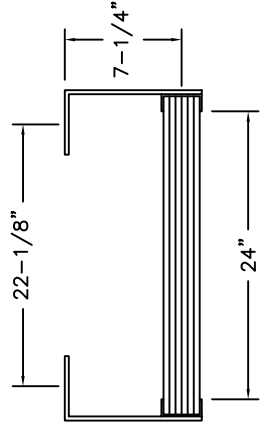
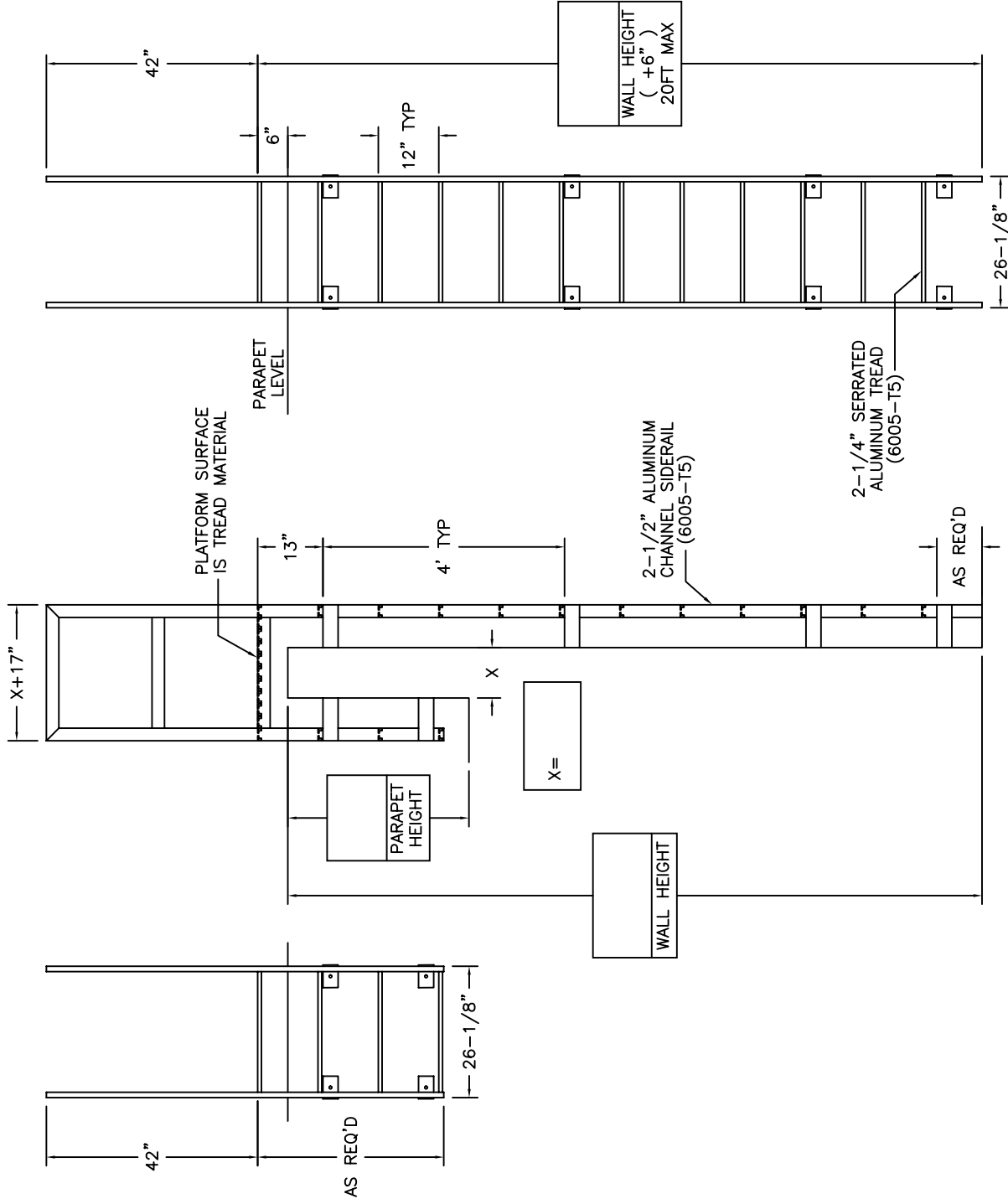
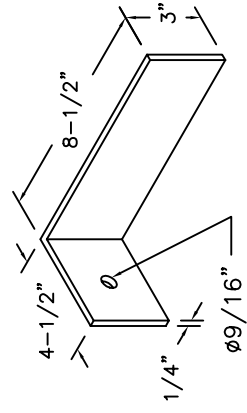


FIXED LADDER WITH PARAPET PLATFORM & ROOFSIDE RETURN



PLAN

(PARAPET PLATFORM & RETURN LADDER ARE OMITTED FOR CLARITY)



BRACKET DETAIL

NOTE:
ALL BOLTS/FASTENERS
NECESSARY TO ANCHOR
LADDER ARE BY OTHERS.

**FACTORY FINISH
ALUMINUM-MILL FINISH**

FL-06

| | | | | |
|--|--|---|---|-----|
| | PROJECT: _____ ARCHT OR ENGR: _____ PURCHASE ORDER: _____ DRAWN BY: JEB | PRECISION REP: _____ PURCHASER: _____ MODEL#: _____ | SERIAL#: _____ DATE: 4/28/06 QTY: _____ | FL- |
| | DWG. CHECK: _____ BUILT BY: _____ CHECKED BY: _____ | | | |

Precision Ladders, LLC
 P.O. BOX 2279, Morristown, TN 37816-2279
 Ph: (423) 586-2265 Fax: (423) 586-2091
www.PrecisionLadders.com

FIXED VERTICAL LADDER

PART 1: GENERAL

1.01 SUMMARY

- A. Aluminum Fixed Vertical Ladder including ladder, cage, rest platforms, floor mounting brackets, security doors, walk-thru, side rail.
- B. Products Required, But Not Supplied Under This Section.
 - 1. Required fasteners.

1.02 SYSTEM DESCRIPTION

- A. The system is an aluminum ladder designed to be attached to a wall. A cage is furnished for ladders exceeding 20'-0" (or at a height dictated by local codes). A rest platform(s) is furnished so that no ladder segment exceeds 30'-0" in height. Floor mounting brackets are furnished when ladder bottom is at floor level.
 - A safety cap at the top of the stringers if furnished on ladders requiring same. Standard riser height is 12".
- B. Security doors, walk-thru, and side rails can be furnished as an extra cost option.

1.03 DELIVERY, STORAGE, AND HANDLING.

- A. Examine ladder when it arrives on site. Notify the carrier and manufacturer of any damage.
- B. Store ladder until installation under roof, if possible; or, if stored outside, under a tarp or suitable cover.

1.04 WARRANTY

- The unit carries a limited warranty of one (1) year against defective material and workmanship, covering parts only, no labor or freight. Defective parts, if deemed so by the manufacturer, will be replaced no charge, freight excluded, upon inspection at manufacturer's plant which warrants same.

1.05 MAINTENANCE

- A. Under normal usage, the ladder shall require no preventive maintenance.
- B. No "spare parts" shall be required.

1.06 PRICING

Unit pricing is available from Precision Ladders, LLC representatives or by phoning (800) 225-7814.

PART 2: PRODUCTS

2.01 MANUFACTURER

Precision Ladders, LLC, P. O. Box 2279,
Morristown, Tennessee 37816. Phone: (800)225-7814. FAX: (423)586-2091.

2.02 MATERIALS

A. LADDER

1. Stringers (Siderail)

- 1.1 Aluminum channel. (6005-t5)
- 1.2 2 1/2" X 1 1/16" X 1/8" .
- 1.3 A 1/8" molded polyurethane safety cap provided at top.
- 1.4 2 1/2" X 2" X 3" floor bracket if required.

2. Treads

- 2.1 Extruded aluminum (6005-t5)
- 2.2 2 1/4" X 3/4" X 1/4".
- 2.3 Treads deeply serrated for safety.

3. Mounting Bracket

- 3.1 8-1/2" X 4-1/2" X 3" X 1/4" aluminum angle.

B. WALK-THRU

2. 1" Aluminum square tube.
3. 4" X 4" X 1/4" aluminum mounting brackets.

C. CAGE

1. 1/4" X 2" aluminum bar hoops (6005-t5).
2. 1/4" X 2" aluminum bar vertical bard (6005-t5).

D. REST PLATFORM

1. 37 1/2" X 63" standard. (Larger sizes optional)
2. 1/8" aluminum treadplate standard. (Other plates optional)
3. Aluminum toe boards. (6063 T-6)

E. SECURITY DOOR

1. 0.125" aluminum panel (3003-H14). (Optional)
2. Burglar Bar hinged door at bottom of cage. (optional)

G. SAFETY

1. 42" high handrail at platforms.
2. Safety pole for protection of personnel within existing cage.(Optional).

NOTE: May be used on tower, water tank and chimney ladders in lieu of cage where codes permit.

H. MANUFACTURED UNITS

The fixed vertical ladder is a Model FL **. (** Total height of ladder segments in inches)

I. ACCESSORIES

None

J. FABRICATION

1. The ladder is completely fabricated ready for installation before shipment to the site.
2. Any walk-thru, cages, platforms, and security doors are completely fabricated ready for field assembly to the ladder before shipment to the site.

K. FINISHES

1. Mill finish on aluminum ladder components.
2. Anodize (Optional).
3. Painted (Optional).
4. Powder Coat (Optional).

Part 3: EXECUTION

3.01 INSTALLATION

Install per the manufacturer's installation instructions.

3.02 FIELD QUALITY CONTROL

The manufacturer has representatives in all areas of the United States and Canada. For the name of the closest representative, telephone (800)225-7814.

END OF SECTION